

ROSE-ONE SYSTEM





ROSE-ONE SYSTEM

INDOOR

The first versatile and easily customizable ceiling rose. Create unique multi-pendant lamps with ROSE-ONE ceiling roses.

Rose-One System is a Creative-Cables exclusive solution allowing everyone to create wonderful multi-pendant lamps personalized on each one's needs.

PATENTED SOLUTION

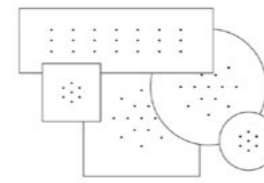
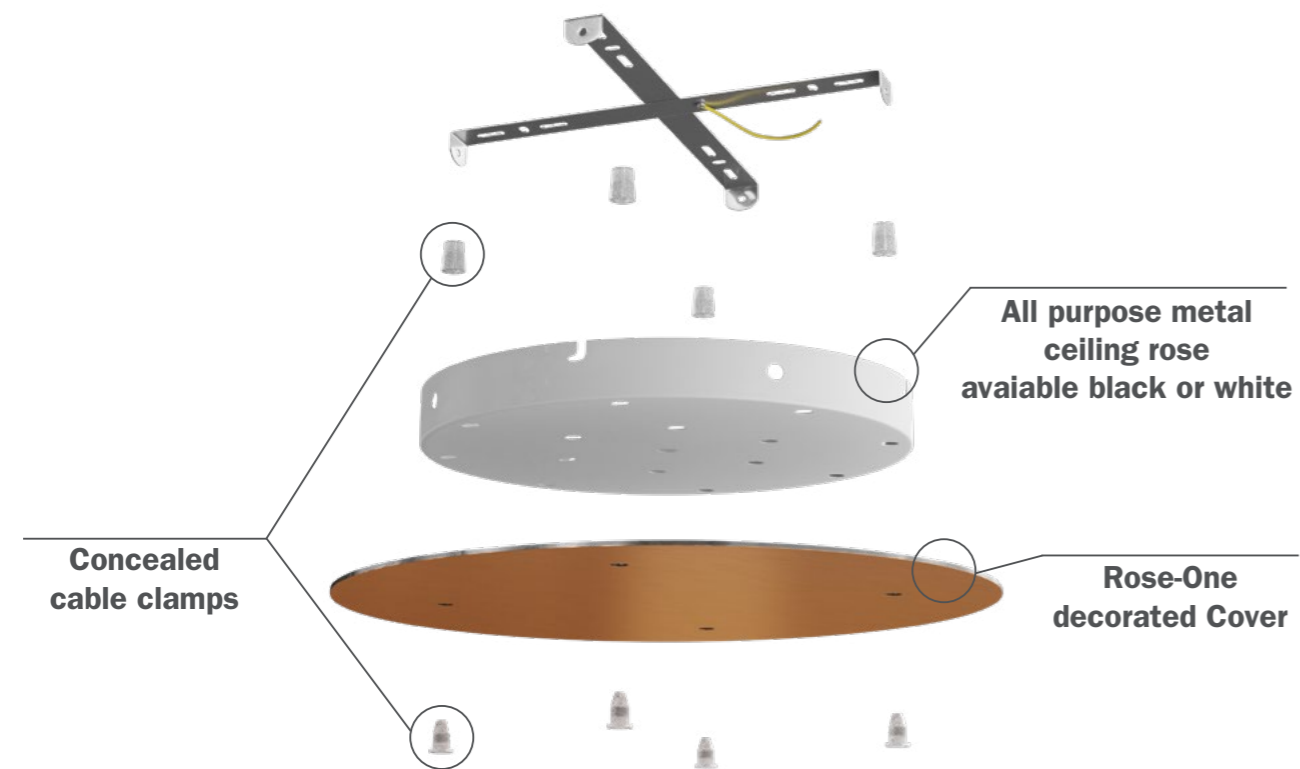
ROSE-ONE SYSTEM

1 Invest with limited stock
Keep your stock limited without reducing the number of products you can sell. You can easily create your product combining the Rose-One bases with covers either already drilled or to be drilled.

2 Flexible and customizable solution
With Rose-One you will have the possibility to customize the product independently, defining the number and position of the pendant holes selected by your customer.

3 Wide choice of shapes, colors and finishes
You can choose from many combinations, which differ in shape, size, color or finish. If the available options are not enough you can request a custom finish!

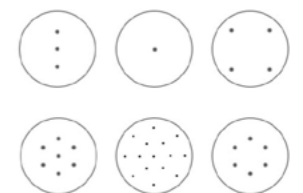
4 Patented solution
Rose-One System is a revolutionary ceiling rose system allowing anyone creating and customizing single or multiple pendant lamps to personalize their space.



Shapes
Round, square or rectangular?
With the Rose-One system, you can choose from a variety of shapes and sizes to find the rose that's right for you.



Colors and finishes
Matte, textured or metallic?
Your Rose-One can be understated and elegant or informal and playful; take a look at our colorful decorations!



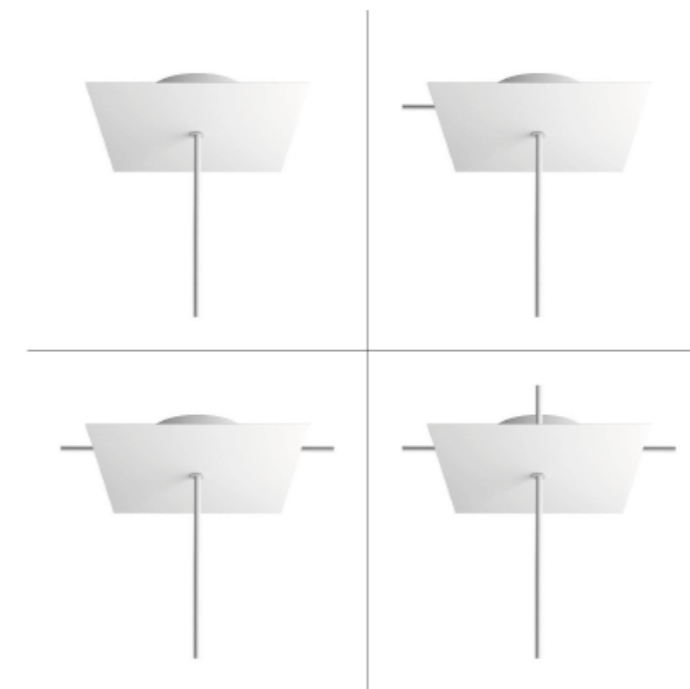
Number of pendants
Our catalogue has a range of Rose-One options from 1 up to 15 holes to choose from, to make an installation with many pendants! In addition, custom roses can be made with the number and geometry of holes that your customer prefers.

4 side hole base

The Rose-One by Creative Cables is a Made in Italy patented solution that is characterized by a base with four entry/exit holes. How can you use them?


- Create up to 4 side drops in addition to those present in the cover of the Rose-One
- Connect multiple Rose-Ones together to illuminate areas of the room away from possible points of power sources.
- If there is no ceiling light you can use the side holes to connect the Rose-One to a nearby electrical outlet.

If the 4 holes of the base are not used, they can be closed with the caps provided in the package.



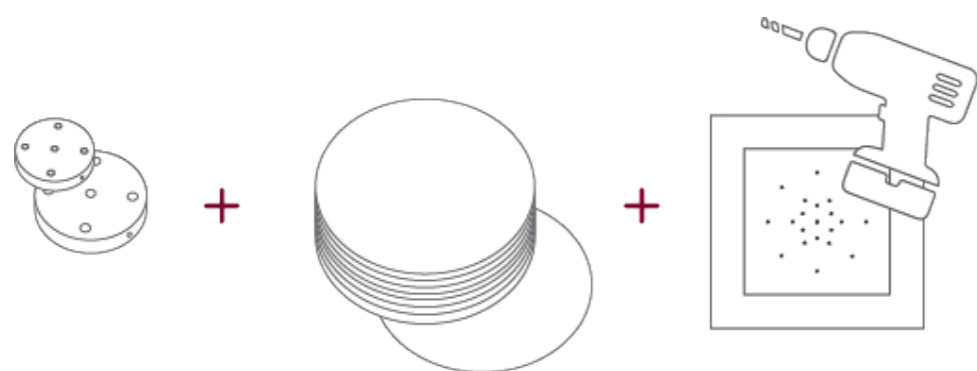
Multiple arrangements

The Rose-One rectangular or square, thanks to the many finishes available allows you to create multiple impressive suspensions in relation with the style of the rooms you are furnishing. The side holes allow you to easily connect several Rose-One to each other, starting from a single ceiling light point. They can be easily combined with each other to allow you to create different arrangements and geometric designs adaptable to your needs: lighting a living room, a table or a long bar counter.



Rose-One: the customizable ceiling rose

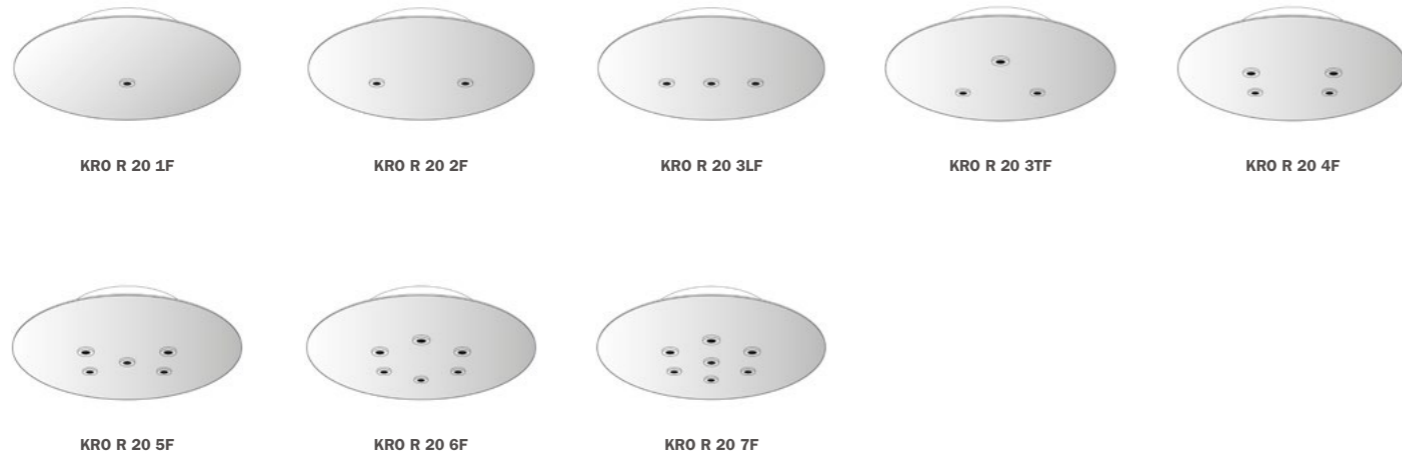
With our template you can drill any round or square Rose-One cover in your shop with a common drill. The holes are numbered to make drilling easier: if you want, you can use our legend to reproduce the most classic drilling patterns (included in every pack). Unlike a classic range of rosettes, it will not be necessary to stock an infinite number of models, different in the number of holes and finishes: depending on customers requirements, you can create the desired product by combining the universal base to the dibond, already drilled or to be drilled with the appropriate template jig.



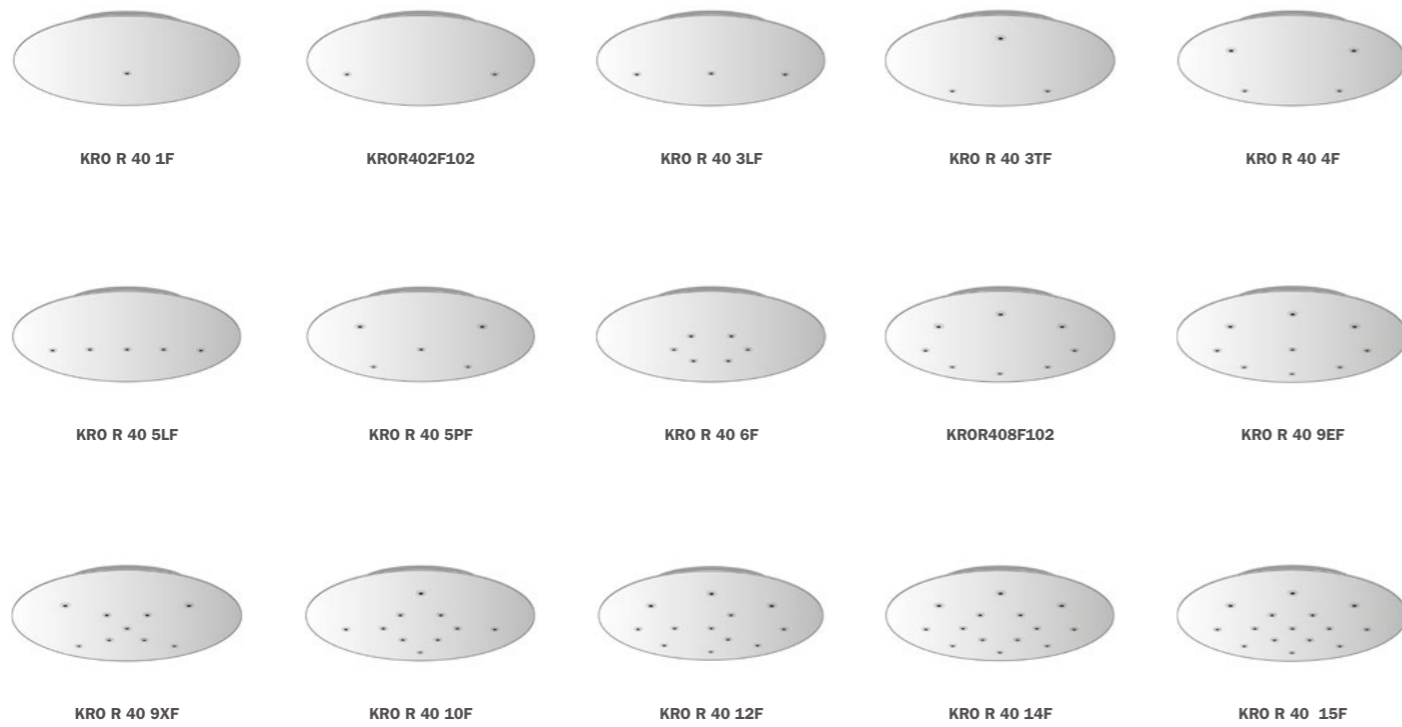
Rose-One Kits

For all our customers who like to create and design, being able to choose your ceiling rose for single or multi pendant lights just got a whole lot easier. Rose-One system comes in a wide variety of colors and design options. Look out for more options to come.

Round small 200mm



Round large 400mm




HOW TO COMPOSE THE PRODUCT CODE



















KRO R 20 3LF 108

Rose-One kit Round Ø holes decoration

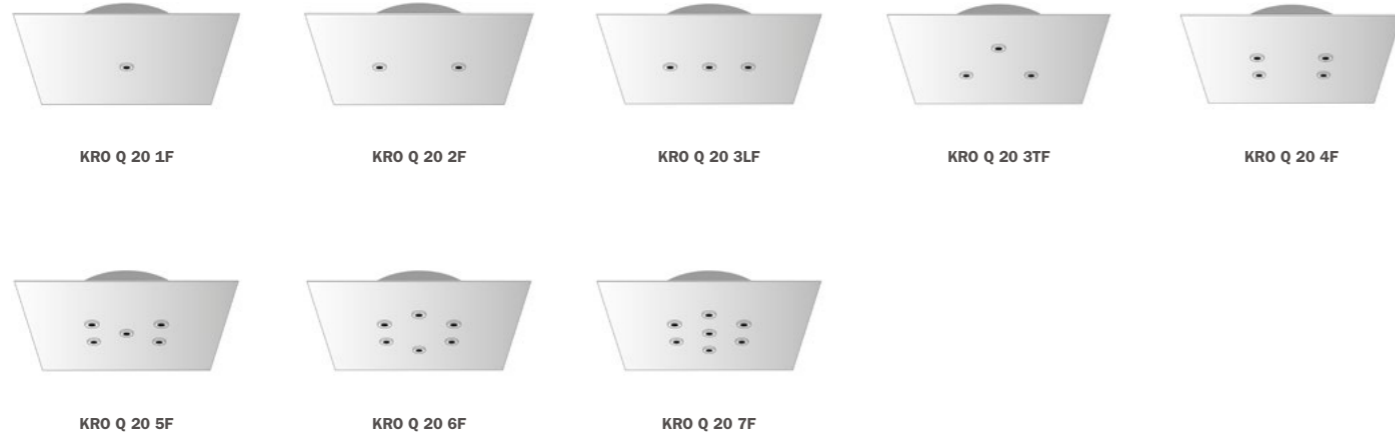


KRO VN R 40 9XF 113

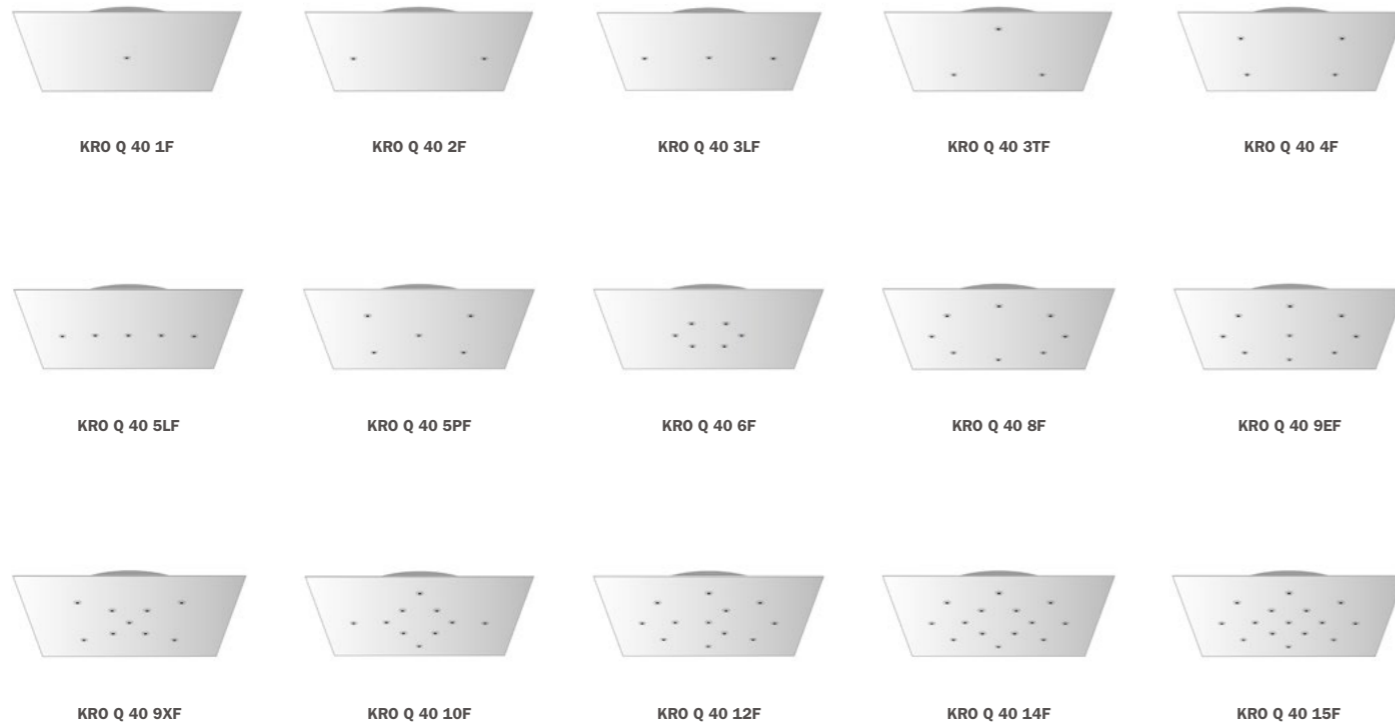
Rose-One kit Ceiling Rose Colour Round Ø holes decoration

 102 Matte White	 103 Matte Black	 104 Marble Marquina	 105 Marble Carrara	 106 Concrete	 107 Satin Brass Dibound
 108 Satin Copper Dibound	 109 Satin Steel Dibound	 110 Wood	 111 Anthracite	 112 Mirror	 113 Mustard
 114 Soft Blue	 115 Petrol	 116 Soft Green			
 VN					

Square small 200mm



Square large 400mm



HOW TO COMPOSE THE PRODUCT CODE



KRO VN Q 20 6F 110

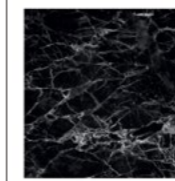
Rose-One kit Ceiling Rose Colour Round Ø Holes Decoration




102
Matte White



103
Matte Black



104
Marble Marquina



105
Marble Carrara



106
Concrete



107
Satin Brass Dibound



108
Satin Copper Dibound



109
Satin Steel Dibound



110
Wood



111
Anthracite



112
Mirror



113
Mustard




114
Soft Blue



115
Petrol



116
Soft Green

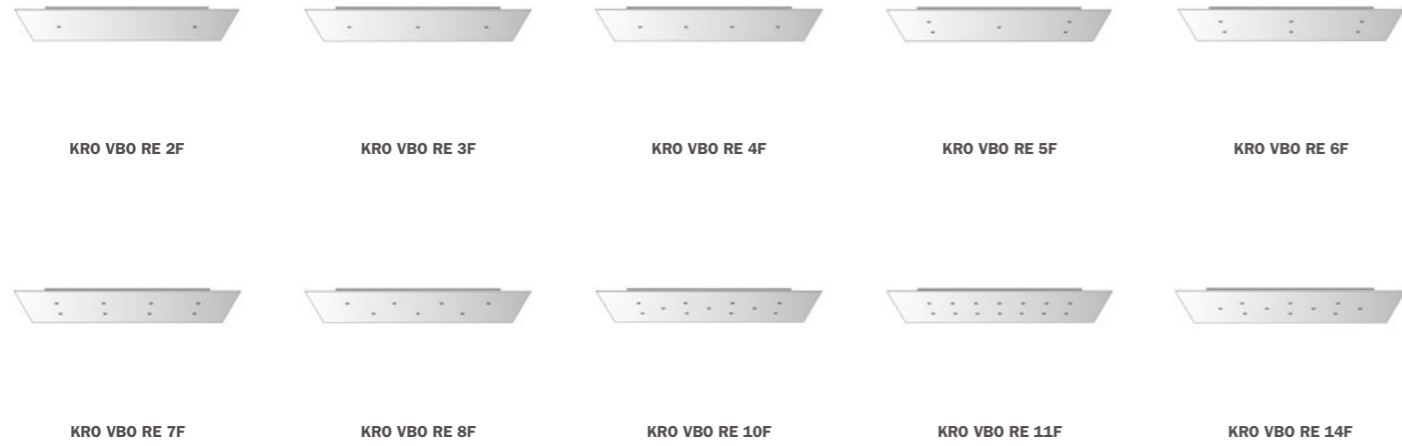


VN

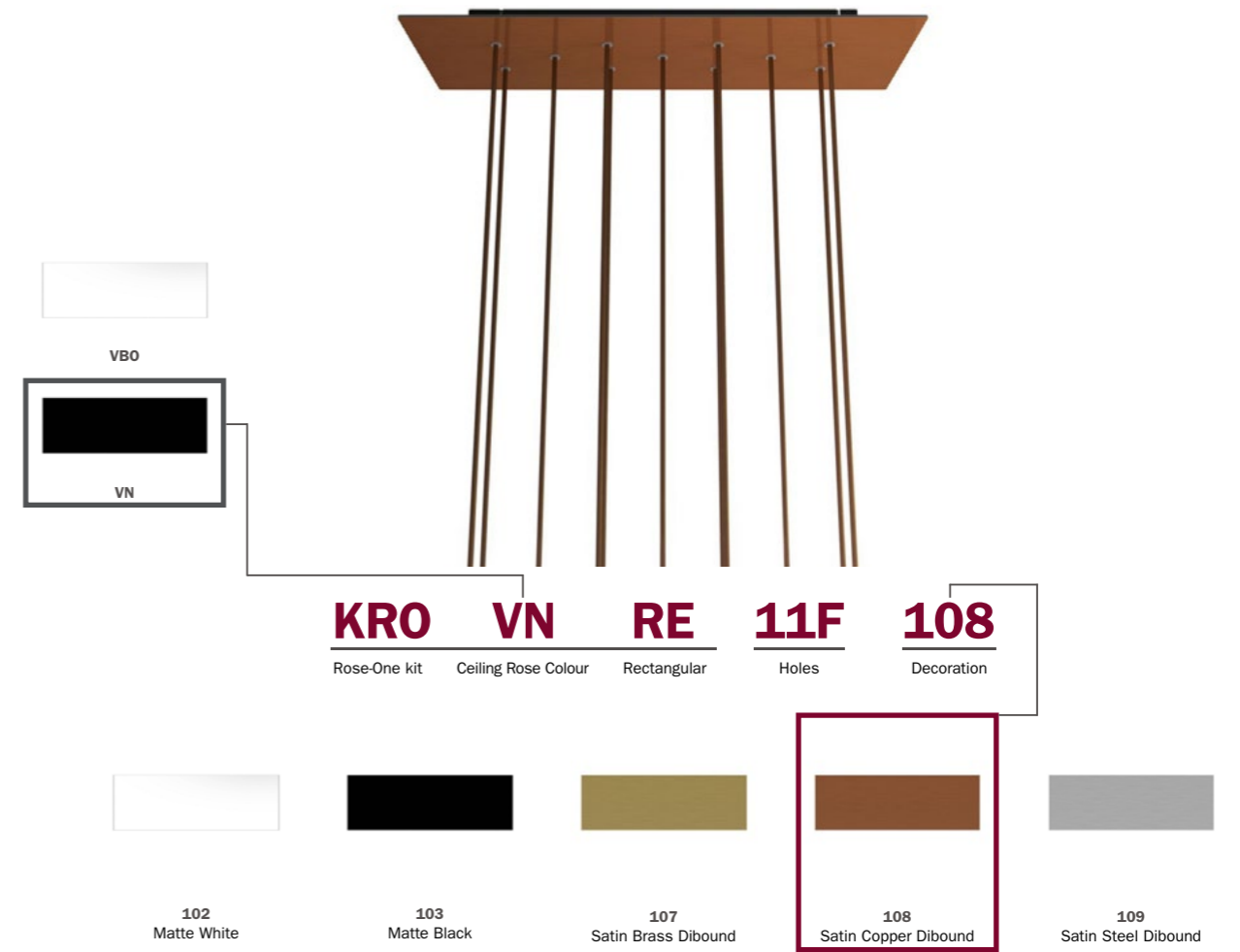
KRO Q 40 3LF 107

Rose-One kit Round Ø Holes Decoration

Rectangular XXL 675 x 225mm




HOW TO COMPOSE THE PRODUCT CODE





WHAT YOU NEED TO COMPOSE YOUR ROSE-ONE CEILING ROSE

You'll be able to build your Rose-One ceiling rose in 3 simple steps. One - choose pre-drilled or undrilled cover's shape, size and decoration. Two - choose one of the 3 metal ceiling roses: round small for smaller covers, round big for the bigger ones and rectangular for rectangular covers. All available in white or black. Three - complete your ceiling rose with transparent hidden cable clamps. Easy not? And you can also optimize your warehouse's stock! How? Depending on your customers' requirements, you can easily create your product combining the Rose-One bases with covers either already drilled or to be drilled. A lot of choices for your Clients with a minimum stock, what do you need more?



PRE-DRILLED

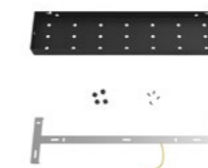



UNDRILLED

1

Cover

Choose the shape, the size and the decoration. You can either buy it:



2

Base metal ceiling rose

Depending on the cover you chose, you will need to choose the correct one from the 3 available metal ceiling roses: round small for smaller covers, round big for bigger covers or rectangular (either white or black) for rectangular covers.



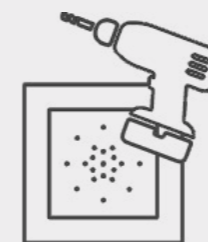
3

Cable clamps

Add the transparent hidden cable clamps to your cart in order to complete your ceiling rose.

Warning!

If you buy undrilled covers you will also need to buy a template in order to ensure that you drill the holes correctly.



1. Pre-drilled covers

The Rose-One pre-drilled come in three different shapes: square, round and rectangular. And the squared and round versions are available in two different diameters, 200 and 400mm. Covers are pre-drilled with 1 to 15 holes depending on their dimension following different kind of punching schemes. Covers come in different designs and colors and are made in aluminum or dibond. Complete the Rose-One ceiling rose with specific accessories: a metal ceiling rose and cable clamps.

Round small 200mm



CVF R 20 1F



CVF R 20 2F



CVF R 20 3LF



CVF R 20 3TF



CVF R 20 4F



CVF R 20 5F




CVF R 20 6F




CVF R 20 7F


Round large 400mm




CVF R 40 1F




CVF R 40 2F




CVF R 40 3LF




CVF R 40 3TF




CVF R 40 4F




CVF R 40 5PF




CVF R 40 5LF




CVF R 40 6F




CVF R 40 8F




CVF R 40 9EF




CVF R 40 9XF




CVF R 40 10F



CVF R 40 12F

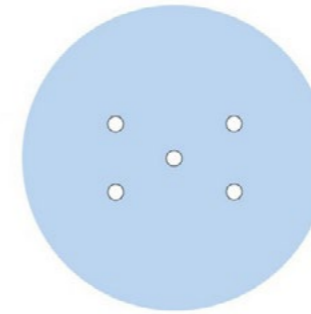


CVF R 40 14F




CVF R 40 15F

HOW TO COMPOSE THE PRODUCT CODE



CVF R 20 5F 114

Pre-drilled covers Round Ø Holes Decoration



CVF R 40 4F 111


Pre-drilled covers Round Ø Holes Decoration




102
Matte White




103
Matte Black



104
Marble Marquina




105
Marble Carrara




106
Concrete




107
Satin Brass Dibond




108
Satin Copper Dibond



109
Satin Steel Dibond



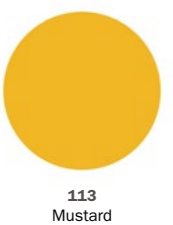
110
Wood



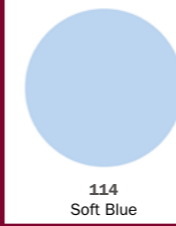
111
Anthracite



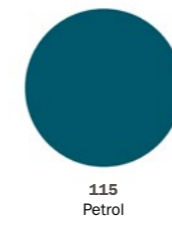
112
Mirror



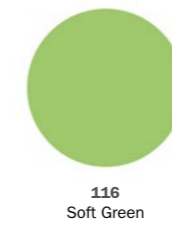
113
Mustard



114
Soft Blue




115
Petrol



116
Soft Green

Square small 200mm



CVF Q 20 1F



CVF Q 20 2F



CVF Q 20 3LF



CVF Q 20 3TF



CVF Q 20 4F



CVF Q 20 5F




CVF Q 20 6F




CVF Q 20 7F


Square large 400mm




CVF Q 40 1F




CVF Q 40 2F




CVF Q 40 3LF




CVF Q 40 3TF




CVF Q 40 4F




CVF Q 40 5LF




CVF Q 40 5PF




CVF Q 40 6F




CVF Q 40 8F




CVF Q 40 9EF




CVF Q 40 10F




CVF Q 40 12F



CVF Q 40 14F




CVF Q 40 15F



CVF Q 40 9XF

HOW TO COMPOSE THE PRODUCT CODE



CVF Q 20 3TF 115

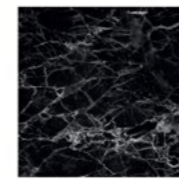
Pre-drilled covers Square Ø Holes Decoration




102
Matte White



103
Matte Black



104
Marble Marquina



105
Marble Carrara




106
Concrete



107
Satin Brass Dibound



108
Satin Copper Dibound



109
Satin Steel Dibound



110
Wood



111
Anthracite



112
Mirror



113
Mustard




114
Soft Blue



115
Petrol



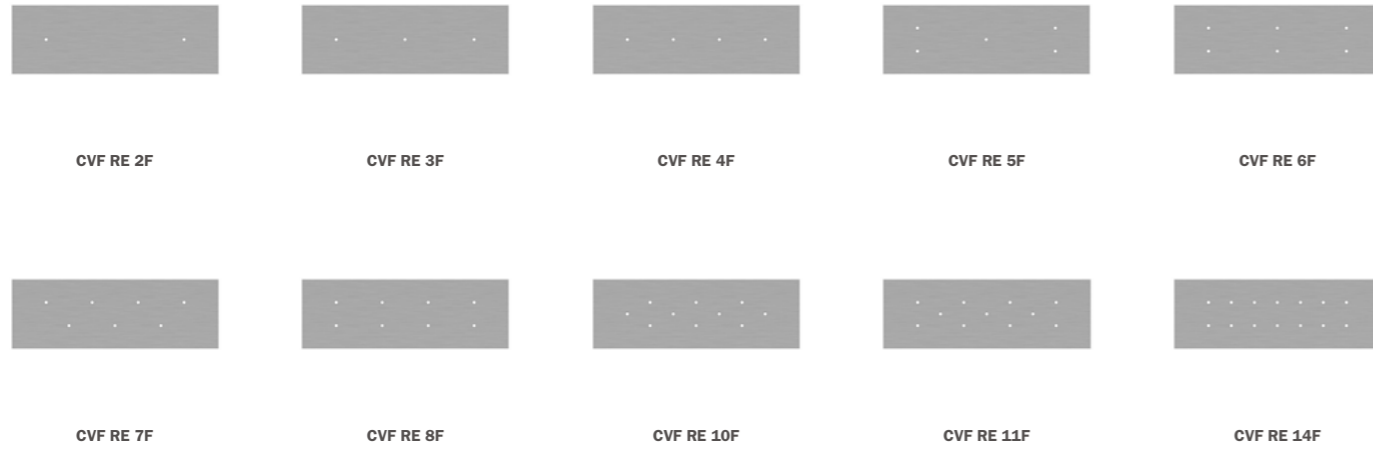
116
Soft Green




CVF Q 40 12F 112

Pre-drilled covers Square Ø Holes Decoration

Rectangular XXL 675 x 225mm



HOW TO COMPOSE THE PRODUCT CODE



CVF **RE** **6F** **107**
Pre-drilled covers Rectangular Holes Decoration



102
Matte White



103
Matte Black



107
Satin Brass Dibound



108
Satin Copper Dibound




109
Satin Steel Dibound



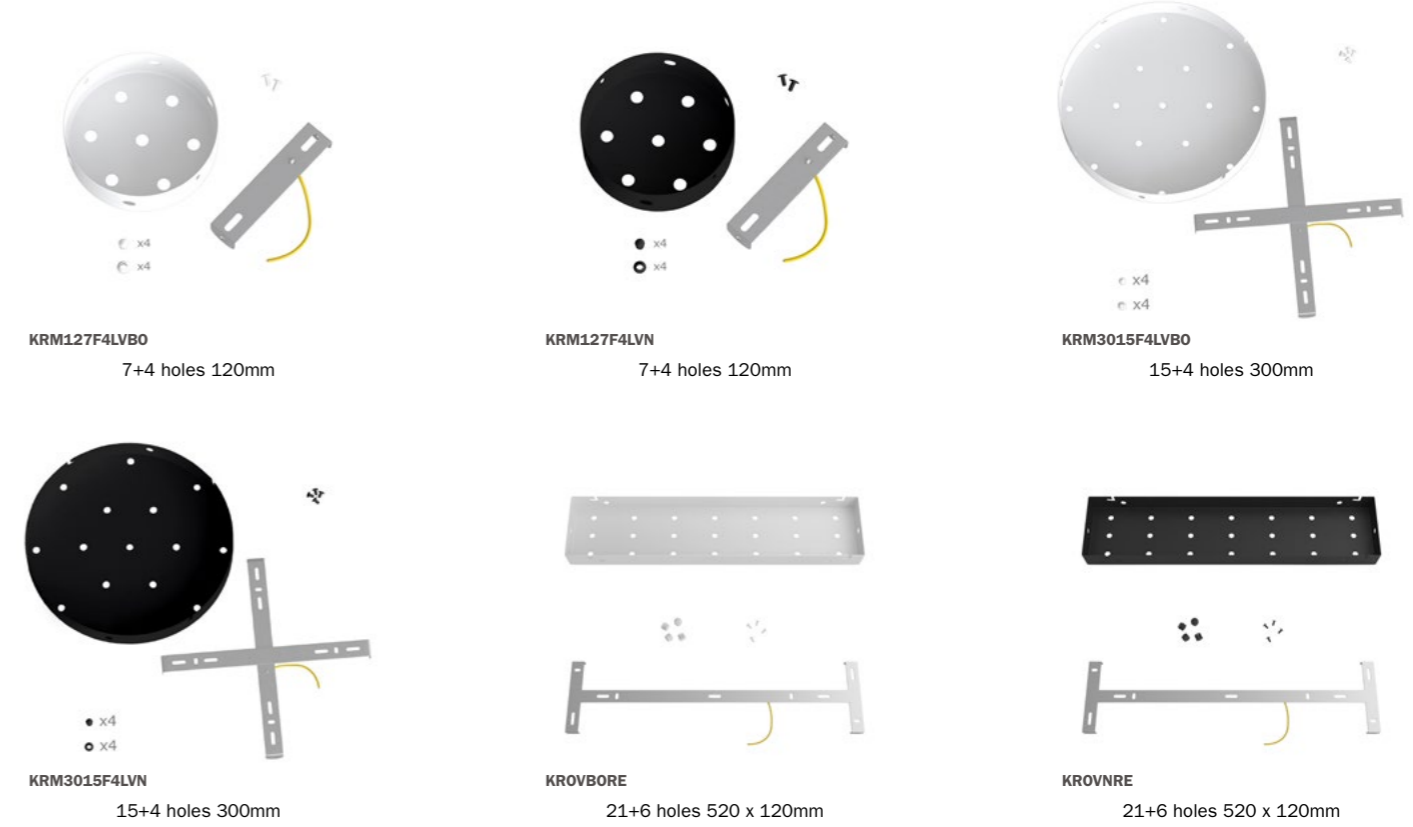
1.1 Un-drilled covers

The Rose-One un-drilled come in three different shapes: square, round and rectangular. And the squared and round versions are available in two different diameters, 200 and 400mm. Covers come in different designs and colors and are made in aluminum or dibond. Covers can be drilled following different kind of punching schemes: to drill the covers use our template.



2. Base metal ceiling roses

The Rose-One system bases are available in black and white and in 3 versions, each suitable for the different shapes and sizes of Rose-One covers.



The Rose-One Template allows you to drill the un-drilled covers

3. Cable clamps

The flat shape and transparent color plastic cable clamps designed for Rose-One system allow covers clearly visible.



PC100SER04

Sold in packs of 100

Wooden templates to drill the covers yourself


These wooden templates allow you to drill any round, square or rectangular cover for Rose-One in your store with a common drill. The holes are numbered to facilitate drilling: if you want, you can use our legend to reproduce the most classic drilling patterns.

You can drill the round and squared covers with this template:



KDIMA-ROSE-ONE

You can drill the rectangular covers with this template:



KDIMA-ROSE-ONE-RE



COPYRIGHT BY CREATIVE-CABLES S.P.A.
IT IS FORBIDDEN TO COPY THE CATALOGUE, EVEN PARTIALLY.

In the ongoing search for technical and functional improvements, Creative-Cables reserves the right to make changes, substantial or not, to its products, which may be put into effect without prior notice.

The images and the colours are provided for general information purposes only and are not binding for Creative-Cables.

Creative-Cables S.P.A.
Lungo Dora Pietro Colletta 113/9
10153, Turin (TO) - Italy
VAT number: IT09813270015
www.creative-cables.com
For Enquiries: +39 011-835037
info.b2b@creative-cables.com